

MANUAL DE MONTAGEM

ASSEMBLY INSTRUCTIONS

INSTRUCCIONES DE MONTAJE

NOTICE DE MONTAGE

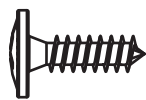
MONTAGEANLEITUNG



COD BR: 86600


REV. 03 - 13/04/20

COD. 8056



A

COD. 8471



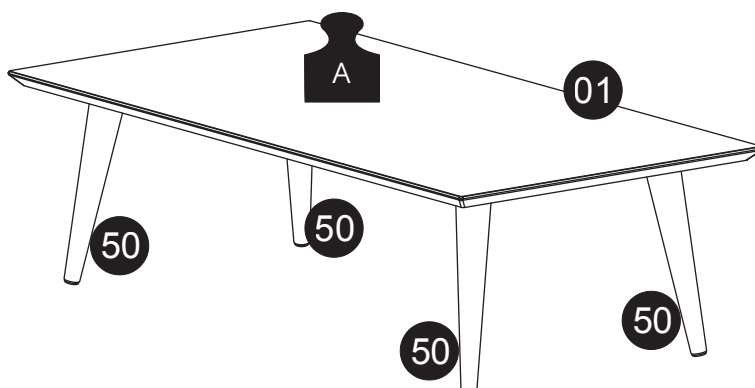
B

DESCRIÇÃO/DESCRIPTION/DESCRIPCIÓN/DESCRIPTION/BESCHREIBUNG

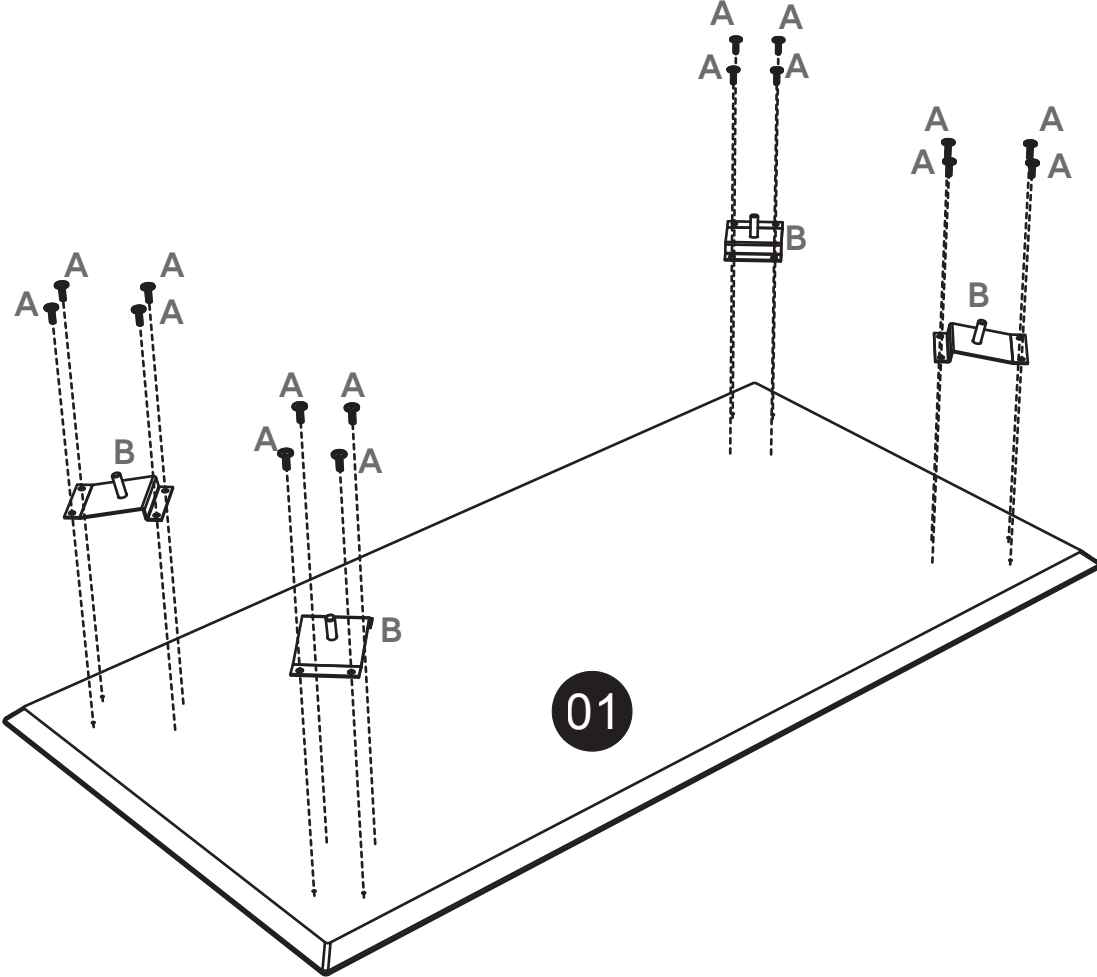


L:1023mm A:298mm P:530mm
 W:40.47 inches H:11.70 inches D: 21.06 inches
 L:1023mm A:298mm P:530mm
 L:1023mm H:298mm P:530mm
 B:1023mm H:298mm T:530mm

CÓD:86600							
PEÇA PART PIEZA PIECE STÜCK	QUANTIDADE QUANTITY CANTIDAD QUANTITÉ MENGE	DESCRIÇÃO	DESCRIPTION	DESCRIPCIÓN	DESCRIPTION	BESCHREIBUNG	CAIXA BOX CAJA BOÎTE BOX
01	01	TAMPO	TABLETOP	CUBIERTA	PLATEAU	PLATTE	01
50	04	PÉ DE MADEIRA	LEG	PATA	PIED EN BOIS	BEIN	01



 = 20KG - 44LB



Posicionar usando furo guia.
Place them using pilot hole.
Posicionar usando agujero piloto.
Positionnez à l'aide du trou de guidage.
Mit dem Führungsloch positionieren.

